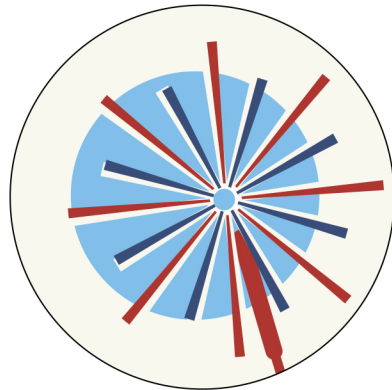

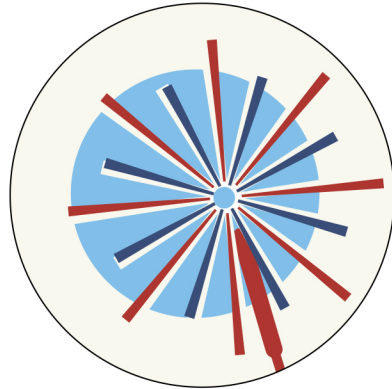

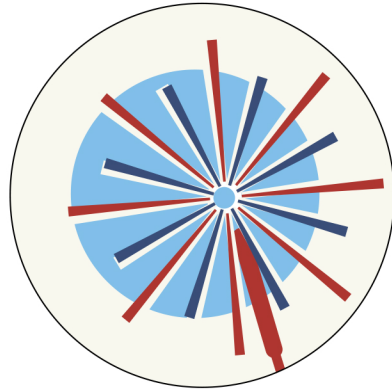



RECOMMENDED PAPER: HP Brochure Paper or HP Multipurpose Paper

MATERIALS: Scissors or Craft Knife • Glue or Tape • Toothpicks (or something else to attach the toppers to)

INSTRUCTIONS: Cut out along the solid lines. Attach to toothpicks and place on top of the cupcakes. Optional: Before cutting, print the pattern page on the back side of the project.



RECOMMENDED PAPER: HP Brochure Paper or HP Multipurpose Paper

MATERIALS: Scissors or Craft Knife • Tape

INSTRUCTIONS: Cut out along the solid lines. Wrap around cupcakes and secure with tape.

